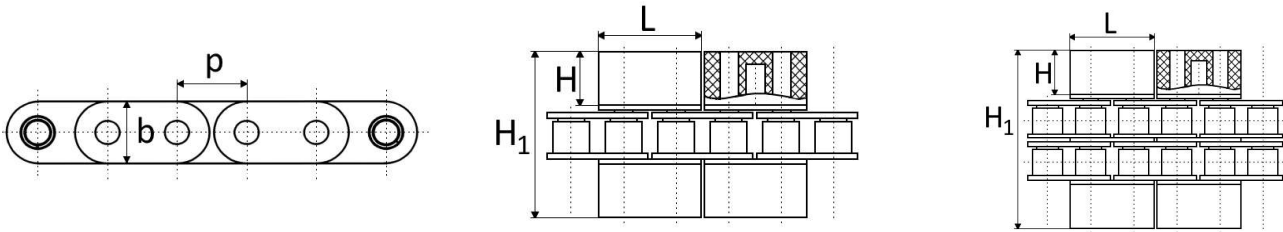


ROLLENKETTEN MIT ANBAUTEILEN AUS KUNSTSTOFF

ROLLER CHAINS WITH PLASTIC ATTACHMENTS

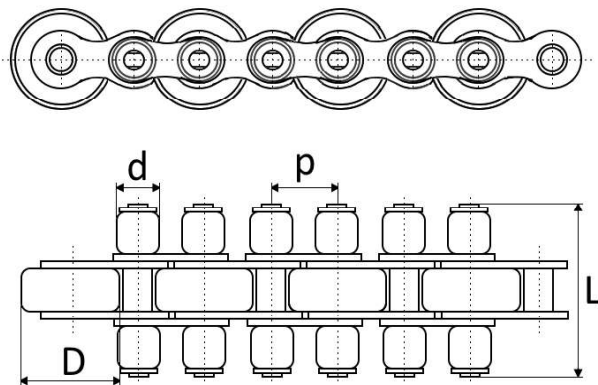


Ketten-Nr. Chain No.	p mm	b mm	L mm	H mm	H ₁ mm	F _B N _{min}
06B-1 GL 2PL1 110EZ 1T	9,525	8,2	17,72	11,4	34,3	9 000
06B-1 GL 2PL101 141EZ 1T	9,525	8,2	17,72	14,3	40	9 000
06B-2 GL 2PL1 112EZ 1T	9,525	8,2	17,72	11,4	44,7	16 900
06B-2 GL 2PL101 143EZ 1T	9,525	8,2	17,72	14,3	50,2	16 900
08B-1 GL PL1 125EZ 1T	12,7	11,8	24,5	12,7	40	18 200
08B-1 GL PL102 95EZ 1T	12,7	11,8	24,5	9,7	34	18 200
08B-1 GL PL103 175EZ 1T	12,7	11,8	24,5	17,7	50	18 200



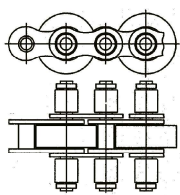
STAUFÖRDERKETTEN

ACCUMULATION CHAINS




Ketten-Nr. Chain No.	p mm	d mm	D mm	L mm	F _B N _{min}
SFE1 12B-1	19,05	12,07	24	48	28 900
SFE2 12B-1	19,05	12,07	26	48	28 900
SFE3 12B-1	19,05	12,07	28	48	28 900
SFE4 12B-1	19,05	12,07	24	40	28 900
SFE5 12B-1	19,05	12,07	26	43	28 900
SFE7 12B-1	19,05	12,07	28	40	28 900
SFE8 12B-1	19,05	12,07	28	43	28 900
SFE1 16B-1	25,4	15,88	38,5	65	60 000

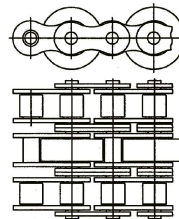
Kundenspezifische Größen nach Absprache
Dimensions by agreement with the customer



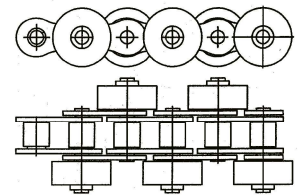
E
mit verlängerten Bolzen
with extended pins



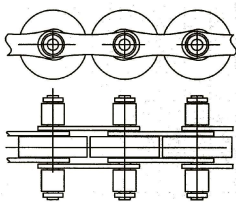
P




T
Triplex



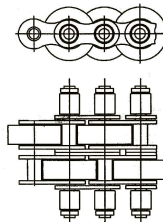
SFE101



L
Langgliedrige
Long link



K
mit Anbauteilen aus Kunststoff
with plastic mounts



D
Duplex mit versetzten Stauförderrollen
Duplex with offset accumulation rollers

